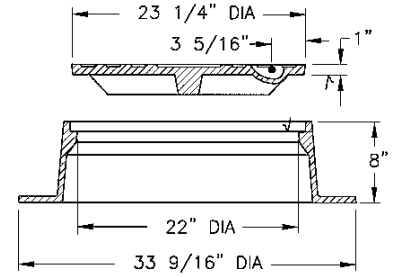


2132 FRAME & COVER

Heavy duty
Machined bearing surfaces

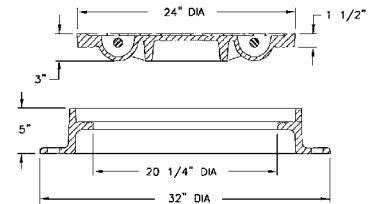

Options
Adjusting risers
4" reversible frame — 2132Z1
Grates



2134 WATERTITE FRAME & COVER

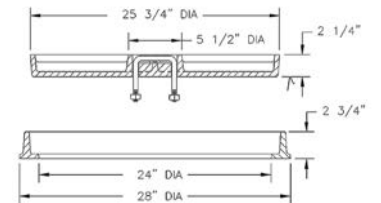
Heavy duty
Watertite assembly

Options
Special lettered covers



2222 — 2223 FRAME & COVER

Light duty (Non-traffic)
Sidewalk frame and cover
Recessed for pavement infill
Drop handle in cover
2223 uses pick hole



Supplied By:

**TRENCHDRAIN
SUPPLY**

877-903-7246

www.trenchdrainsupply.com

